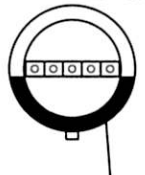
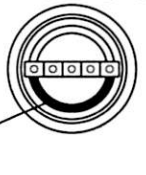


PINS' LAYOUT
OF PROBE SIDE



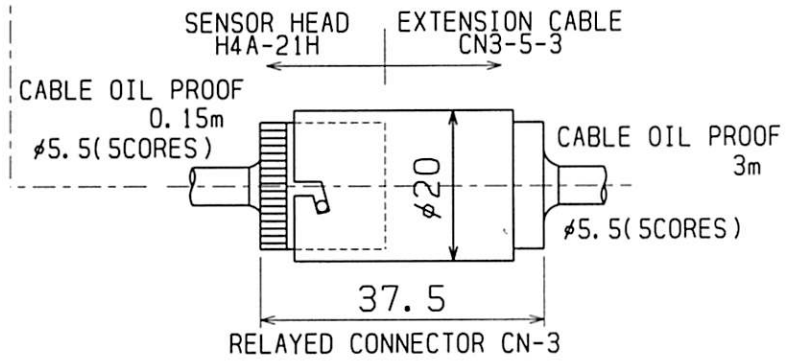
PINS' LAYOUT
OF MACHINE SIDE



RED PAINTED
(SEEN FROM JOINT SURFACE)
PLEASE JOINT RED PARTS OF EACH CONNECTOR

SET NUMBER: H4A-21S

COMPOSITION [**SENSOR HEAD H4A-21H**
SOCKET CABLE 3m CN3-5-3



	NAME	TOOL SETTING PROBE
A 4	DRAWING NUMBER	H4 A-21S
1 : 1	METROL TOOLSSENSOR.COM	